

DO-IT-YOURSELF!

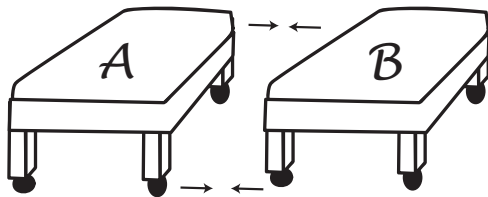
NO GLUE NEEDED!

Creating your own 4-star Bed

Tips from the Returners

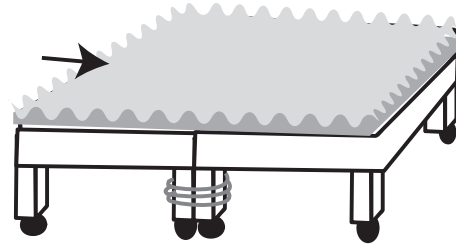
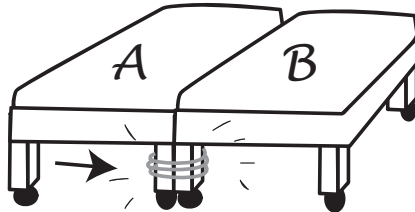
Equipment Needed:

- Heavy Duty String (2 pieces)
- Spare Blanket
- Egg Crate – Cal King Size
- Cal King Size Sheets
- Cal King Size Comforter

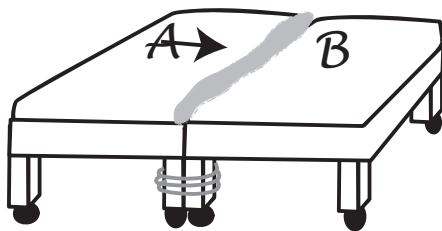


Step 1: Push beds together

Step 2: Tie the legs of twin-sized bed "A" to twin sized bed "B" with heavy duty string (can also use rope).



Step 4: Apply Cal King-sized egg crate to the "super bed."



Step 3: Stuff spare blanket in the newly-formed "valley" between bed A and bed B.

Step 5: Attach Cal King-sized sheets and comforter



UC SANTA BARBARA
FAMILY VACATION CENTER

